

**Building a Safe Penn State:  
Reporting Suspected Child Abuse Training**

**Learning Resource Network (LRN) Access**

**For Content or Policy Related Questions Contact:**

**Office of Ethics and Compliance**

**Sandy Weaver  
Youth Programs Compliance Specialist  
814-865-8785**

**Denise Shivery  
Communications and Training Specialist  
814-867-6027**

**For technology-related issues, please contact your local IT support office or the Penn State ITS  
Service desk at [service.psu.edu](http://service.psu.edu), [ITServiceDesk@psu.edu](mailto:ITServiceDesk@psu.edu), or (814) 865-HELP (4357)**

### **Alternative Format Statement**

This publication is available in Alternative media upon request. Penn State encourages qualified persons with disabilities to participate in its programs and activities. If you anticipate needing any type of accommodation or have questions about the physical access provided, please contact [itstraining@psu.edu](mailto:itstraining@psu.edu) or 814-863-9522 in advance of your participation or visit.

### **Statement of Non-Discrimination**

The Pennsylvania State University is committed to the policy that all persons shall have equal access to programs, facilities, admission and employment without regard to personal characteristics not related to ability, performance, or qualifications as determined by University policy or by state or federal authorities. It is the policy of the University to maintain an academic and work environment free of discrimination, including harassment. The Pennsylvania State University prohibits discrimination and harassment against any person because of age, ancestry, color, disability or handicap, genetic information, national origin, race, religious creed, sex, sexual orientation, gender identity, or veteran status and retaliation due to the reporting of discrimination or harassment. Discrimination, harassment, or retaliation against faculty, staff, or students will not be tolerated at The Pennsylvania State University. Direct all inquiries regarding this Nondiscrimination Policy to the Affirmative Action Director, The Pennsylvania State University, 328 Boucke Building, University Park, PA 16802-5901: tel. 814-863-0471/TTY.

### **Copyright 2015 - The Pennsylvania State University**

These materials are for personal use only and may not be copied or distributed. If you would like to use our materials for self-study or to teach others, please contact us at ITS Training Services, 23 Willard Building, University Park, PA 16802, 814-863-9522, or [itstraining@psu.edu](mailto:itstraining@psu.edu) All rights reserved.


The names of software products referred to in these materials are claimed as trademarks of their respective companies or trademark holders.

## TABLE OF CONTENTS

Access and Completing Reporting Suspected Child Abuse Training.....	4
Navigating through the Training.....	5
Other Features: .....	6
Making a Report Quick Guide:.....	7
Review: .....	8
Complete Final Assessment and Print Certificate: .....	9
Print your certificate.....	11

### Access and Complete Reporting Child Abuse Training

1. Open a web browser, such as Safari, Internet Explorer, Firefox, or Chrome.
2. Navigate to the LRN website
  - a. Employees with a WebAccess account - Go to <http://LRN.psu.edu>
  - b. Anyone with a WebAccess account who has previously taken training in Skillport - Go to <http://LRN.psu.edu>
  - c. Everyone without a WebAccess account who has previously taken training in Skillport - Use the "forgot password" link at <https://psu.csod.com>
  - d. All other users - Create a new account at <https://psu.csod.com>
3. Search for '**Building a Safe Penn State: Reporting Child Abuse**'. Click the name of the course.
4. Select '**Launch.**' The training will open in a new window.



**Building a Safe Penn State: Reporting Child Abuse**  
Online Class · Office of Ethics & Compliance · \$0.00

**Launch** ←

Protecting our children is the responsibility of us all here at Penn State. This training provides the necessary information to be able to identify and report suspected child abuse under PA Child Protective Services Law and Penn State Policy AD72. Please note that the Learning Resource Network (LRN) requires the use of pop-up windows when launching online training. Please be sure that pop-ups are permitted for your web browser prior to launching the Reporting Child Abuse Training. [v4; Jan 2016]

5. Once the window below appears, you have successfully accessed the training. If the training doesn't launch, be sure that pop-ups have been permitted.



Reporting Child Abuse 2015

PENNSSTATE  
Office of Ethics and Compliance

1.0 1.1 2.0 3.0 4.0 5.0

**1 Welcome** +View Transcript

Building a Safe Penn State: Reporting Child Abuse

a message from  
**President Barron**

Eric Barron, President of Penn State

NEXT



## Navigating through the Training

1. You may move to each section and/or sub-section by clicking the side column and/or top row. You may also click '**Previous**' and '**Next**' to navigate through each section and/or sub-section (this is the recommended method of navigating this course to be sure you have accessed all content). Lastly, you may click on any bullet to move to different sub-sections, however, do not forget to view all sections.

Reporting Child Abuse 2015

PENNSSTATE Office of Ethics and Compliance

1.0 2.0 2.1 2.2 2.3 2.4 KC1 3.0 4.0 5.0

Slide Title

1.0 Welcome

2.0 Law and Policy

2.0 Law and Policy ☒

2.1 Addressing Child Abuse In Our...

2.2 Pennsylvania Law Protecting C...

2.3 Penn State Policies Regarding ...

2.4 Penalties For Failure To Repor...

Knowledge Check 1

3.0 Recognizing Abuse

4.0 Making A Report

5.0 Review

PREV

2 We Are... committed to addressing child abuse in our community

Each year thousands of children are abused in Pennsylvania; however, only a small percentage of that abuse is reported to appropriate authorities. Protecting children is the responsibility of us all. Anybody who suspects that a child is being hurt should report that suspicion.

In this lesson, we will learn about the Pennsylvania law that protects children and explore the Penn State policies around child abuse. We will also examine our responsibility to report child abuse, as well as the penalties for failing to report.

We are committed to fighting child abuse by learning about:

- The prevalence of child abuse in Pennsylvania (2.1)
- Pennsylvania Child Protective Services Law (2.2)
- Penn State policy and our responsibilities for reporting abuse (2.3)
- Penalties for failing to report child abuse (2.4)

NEXT

2. A completed section will have a small check box in line with the section name in the table of contents to the left. When all sections are complete, each heading will show this check box.

Reporting Child Abuse 2015

PENNSSTATE Office of Ethics and Compliance

1.0 2.0 3.0 3.1 3.2 3.3 3.4 3.5 3.6 KC2 4.0 5.0

Slide Title

1.0 Welcome

2.0 Law and Policy

3.0 Recognizing Abuse

3.0 Recognizing Abuse ☒

3.1 Identifying The Possible Indica...

3.2 Knowing The Types And Signs...

3.3 Familiarizing Ourselves With ...

3.4 Identifying Potential Abusers

3.5 Understanding Why Children ...

3.6 Responding To A Disclosure O...

Knowledge Check 2

4.0 Making A Report

5.0 Review

PREV

3.0 We Care... about making our community a safe place for children

- Identifying indicators of abuse (3.1)
- Knowing the types and signs of child abuse (3.2)
- Familiarizing ourselves with examples of abuse (3.3)
- Identifying potential abusers (3.4)
- Understanding why children don't tell (3.5)
- Responding to a disclosure of abuse (3.6)

NEXT

## Other Features

### Transcripts:

Transcripts are available for any of the videos by selecting '+ View Transcript,' on the video's page. The transcript will open in a new window.

Reporting Child Abuse 2015

PENNSTATE Office of Ethics and Compliance

Additional Resources

1.0 2.0 3.0 3.1 3.2 3.3 3.4 3.5 3.6 KC2 4.0 5.0

+View Transcript

PREV NEXT

Dr. Maria McColgan is medical director of the Child Protection Program at St. Christopher's Hospital for Children, a pediatric adviser for Prevent Child Abuse PA, and an assistant professor at Drexel University College of Medicine.

### Knowledge Check Activities:

Sections 1 through 4 end with a knowledge check activity. These knowledge checks do not count towards your score during the final assessment.

Reporting Child Abuse 2015

PENNSTATE Office of Ethics and Compliance

Additional Resources

1.0 2.0 3.0 4.0 4.1 4.2 4.3 KC3 5.0

Activity

The following is a self-knowledge check to allow you to review some of the key concepts we have covered in this lesson. You will not be evaluated on your answers. This tool is to help you review and prepare for the final assessment.

PREV NEXT

We have reviewed red flags for child abuse and how to make a report of suspected child abuse. Now, let's look at some scenarios that provide examples of possible abuse. Read each scenario and click on the action that best describes what you should do in this situation.

Follow the directions stated by each question in the knowledge check. Feedback to your answer will display instantly on screen.

The screenshot shows the 'Reporting Child Abuse 2015' interface. The top navigation bar includes the Penn State logo, 'Office of Ethics and Compliance', and a progress bar with tabs for 1.0, 2.0, 3.0, 4.0, 4.1, 4.2, 4.3, KC3 (highlighted), and 5.0. A sidebar on the left lists slide titles from 1.0 Welcome to 5.0 Review, with 'Knowledge Check 3' selected. The main content area is titled 'Scenario #1 - Choose the best answer below:' with a red arrow pointing to the text. The scenario describes a Penn State employee finding two children in a car. Below the text are five radio button options: 'Call 911', 'Call ChildLine', 'Call 911 and ChildLine and email AD72@psu.edu', 'Call your supervisor', and 'Take no action'. A large empty text box is provided for the answer. 'PREV' and 'NEXT' buttons are on the sides.

### Making a Report Quick Guide

A **'Quick Guide'** to making a report is available in section 5.1. Click the **'Quick Guide'** link to access a PDF graphic which illustrates how to make a report. The PDF will open in a new window. You will be able to print this document if you'd like.

The screenshot shows the 'Reporting Child Abuse 2015' interface at section 5.1. The top navigation bar includes the Penn State logo, 'Office of Ethics and Compliance', and a progress bar with tabs for 1.0, 2.0, 3.0, 4.0, 5.0, and 5.1 (highlighted). A sidebar on the left lists slide titles from 1.0 Welcome to 5.1 We Care... We Act, with '5.1 We Care... We Act' selected. The main content area is titled '5.1 We Are... We Care... We Act'. It features three columns of links: 'Contact Us' (Phone: (814) 867-5088, Email: universityethics@ums.psu.edu), 'Technical Help' (IT Service Desk, Phone: (814) 865-HELP (4357), Email: ITServiceDesk@psu.edu, Computer Requirements), and 'Making a Report' (Quick Guide, highlighted with a red arrow, Additional Resources, University Resources, Community Resources, What Can You Do?, Training Credits, FAQs). 'PREV' and 'NEXT' buttons are on the sides.

## Review:

A review sheet is available to you prior to starting the final assessment. To access the review, click **'Start Review>'** in section 5.1. The review sheet will open in a new window.

The screenshot displays the Penn State Reporting Child Abuse 2015 training interface. The top header includes the Penn State logo and the text 'Office of Ethics and Compliance'. A navigation bar at the top right shows sections 1.0 through 5.1, with 5.1 being the current section. The sidebar on the left lists the following slide titles:

- 1.0 Welcome
- 2.0 Law and Policy
- 3.0 Recognizing Abuse
- 4.0 Making A Report
  - 4.0 Making A Report
  - 4.1 Reporting Suspected Child Abuse
  - 4.2 Cooperating With Further Inve...
  - 4.3 Overcoming Common Barriers ...
  - Knowledge Check 3
- 5.0 Review
  - 5.0 Review ☒
- 5.1 We Care... We Act

The main content area features a green vertical bar on the left with the word 'PREV' and a green vertical bar on the right with the word 'NEXT'. The text in the main area reads:

**Next Steps**

You will now have a chance to review the material contained in the lessons you just completed before being taken to the final assessment for the Reporting Child Abuse Training.

**Optional Review**

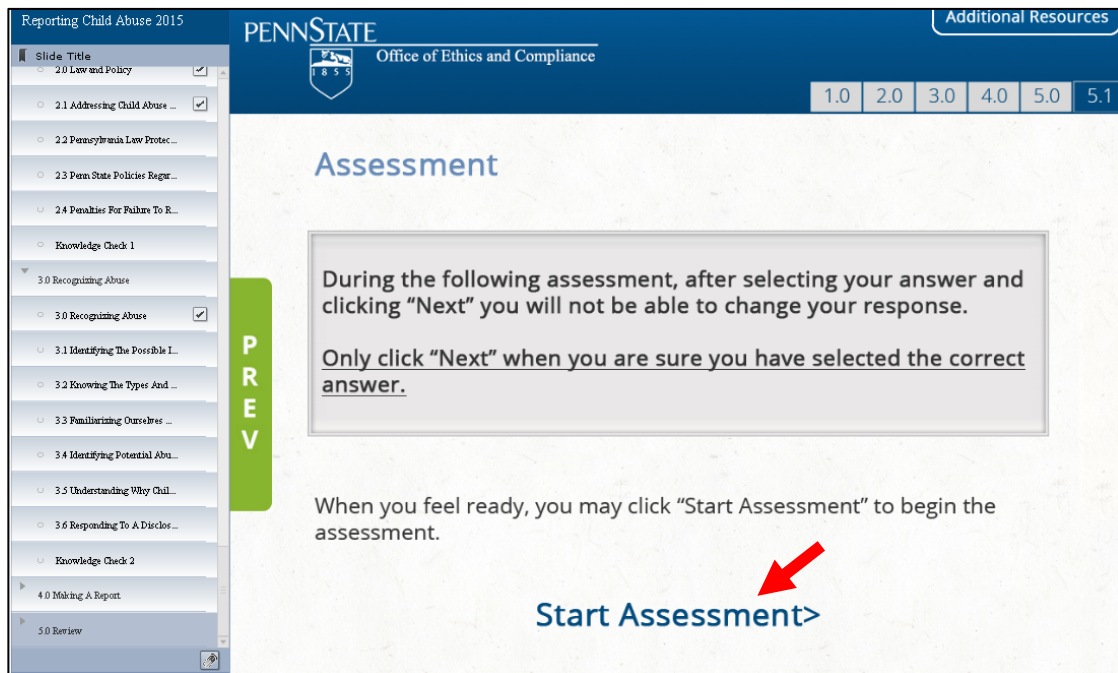
Read through the review questions, and feel free to go back into the training to review any concepts that are still unclear to you.

A red arrow points to the **Start Review>** button.

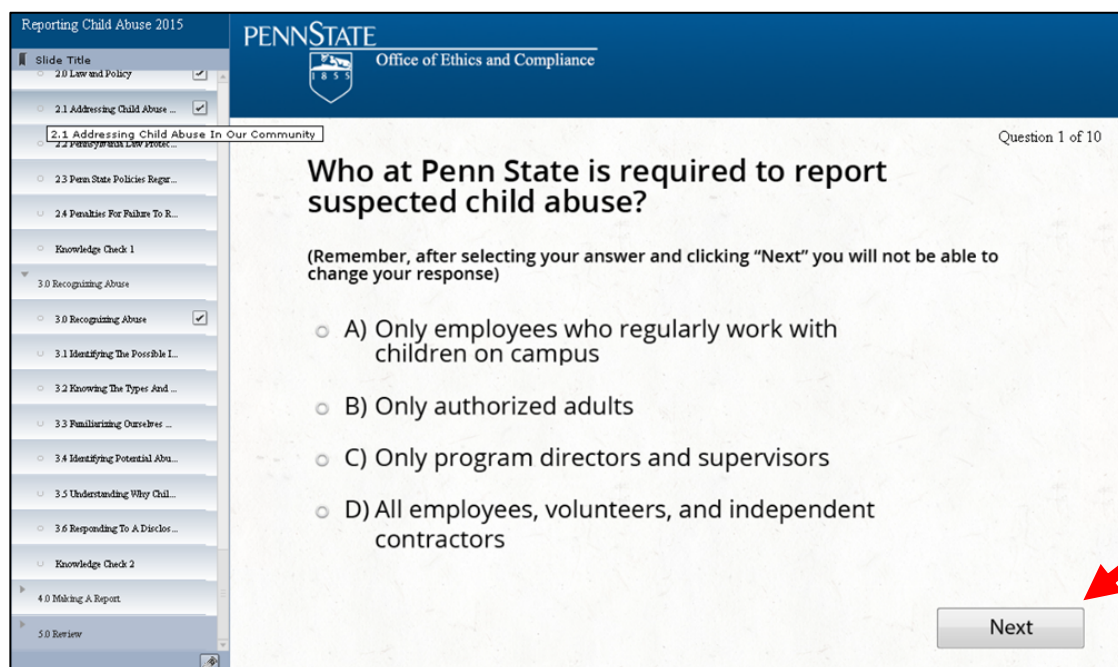


## Complete Final Assessment and Print Certificate

1. Be sure to read the instructions carefully. When you are ready, click '**Start Assessment>**' to begin the final assessment.



2. When you are sure you have marked the correct answer, click '**Next**' to proceed to the next question. One your answer is selected, you will not be able to go back until the end of the assessment.



3. When you get to the last question, click '**Submit All**' to submit your assessment for grading.

Reporting Child Abuse ...

Office of Ethics and Compliance  
<https://psu.esod.com/sam/default.aspx>

PENNSTATE  
Office of Ethics and Compliance

Question 10 of 10

The term Mandated Reporter is a(n):

- ☒ A) legal term in Pennsylvania Law referring to a person who must make a report of suspected child abuse if they have reasonable cause to suspect that a child is a victim of child abuse.
- ☐ B) Penn State designation referring to individuals age 18 and older, paid or unpaid, who interact with, supervise, chaperone, or otherwise oversee minors in program activities, or recreational, and/or residential facilities
- ☐ C) advocate authorized by the state of Pennsylvania to work on behalf of children in child abuse cases

Back Submit All

4. Either submit all or return to the quiz.

Reporting Child Abuse

PennState

Question 10 of 10

The term Mandated Reporter is a(n):

- ☒ A) legal term in Pennsylvania Law referring to a person who must make a report of suspected child abuse if they have reasonable cause to suspect that a child is a victim of child abuse.
- ☐ B) person who is designated by the state of Pennsylvania to work on behalf of children in child abuse cases.
- ☐ C) advocate authorized by the state of Pennsylvania to work on behalf of children in child abuse cases.

Submit All

Thank you, the next slide will display your results. If you did not pass, please retake the assessment.

Submit All Answers Return to Quiz

Back Submit for grading

5. If you receive a score of **80% or higher** you will pass the training and will need to print your certificate. Click the button shown for further instructions.

Reporting Child Abuse

PennState

**SUBMIT**  
Please click here to submit your final score.

**Congratulations, you passed! PLEASE DO NOT CLOSE THE WINDOW JUST YET! Press the button above to submit your final score and for instructions on printing your certificate.**

You Scored: 100  
Maximum Score: 100  
Correct Questions: 10  
Total Questions: 10  
Accuracy: 100%

## End of Course - Print your certificate

Reporting Child Abuse

PennState

Additional Resources

1.0 2.0 3.0 4.0 5.0 5.1

### End of course

You have reached the end of the course. If you passed the quiz, you can print your certificate. First, close this window and return to your transcript page. Click the Active drop-down menu and select Completed.

**Transcript:**

Use the transcript to manage all active training.

Active By Date Added to Transcript

Active Completed Archived

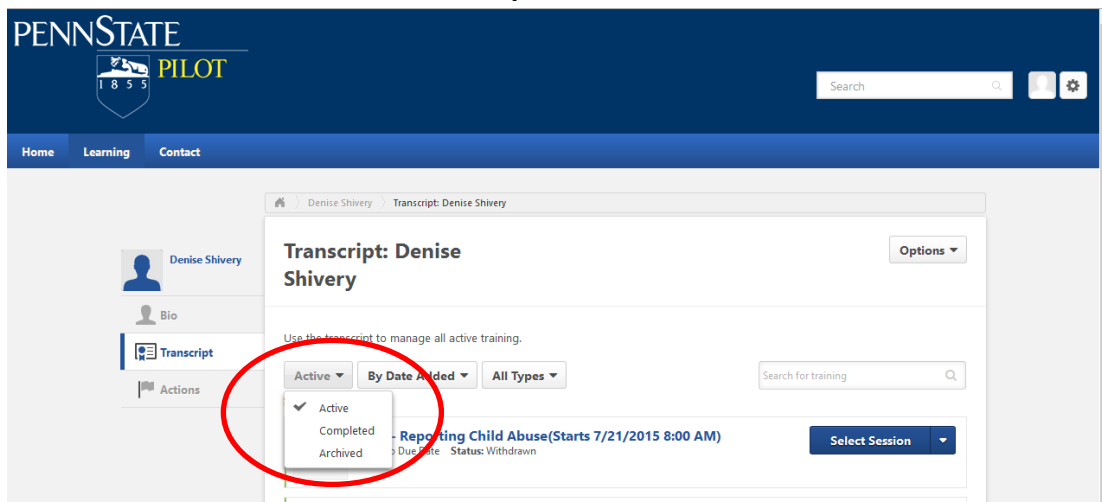
11 Things Every Newspaper Should Know About PDFs  
Due: No Due Date Status: Approved

Open Curriculum

Register

**NEXT**

1. Click the **Active** button and select **Completed**.



2. Find '**Building a Safe Penn State: Reporting Child Abuse**' in the list and click the name to access the Training Details page.
3. Click the link to **Print Certificate**. The certificate will open in a new window.

