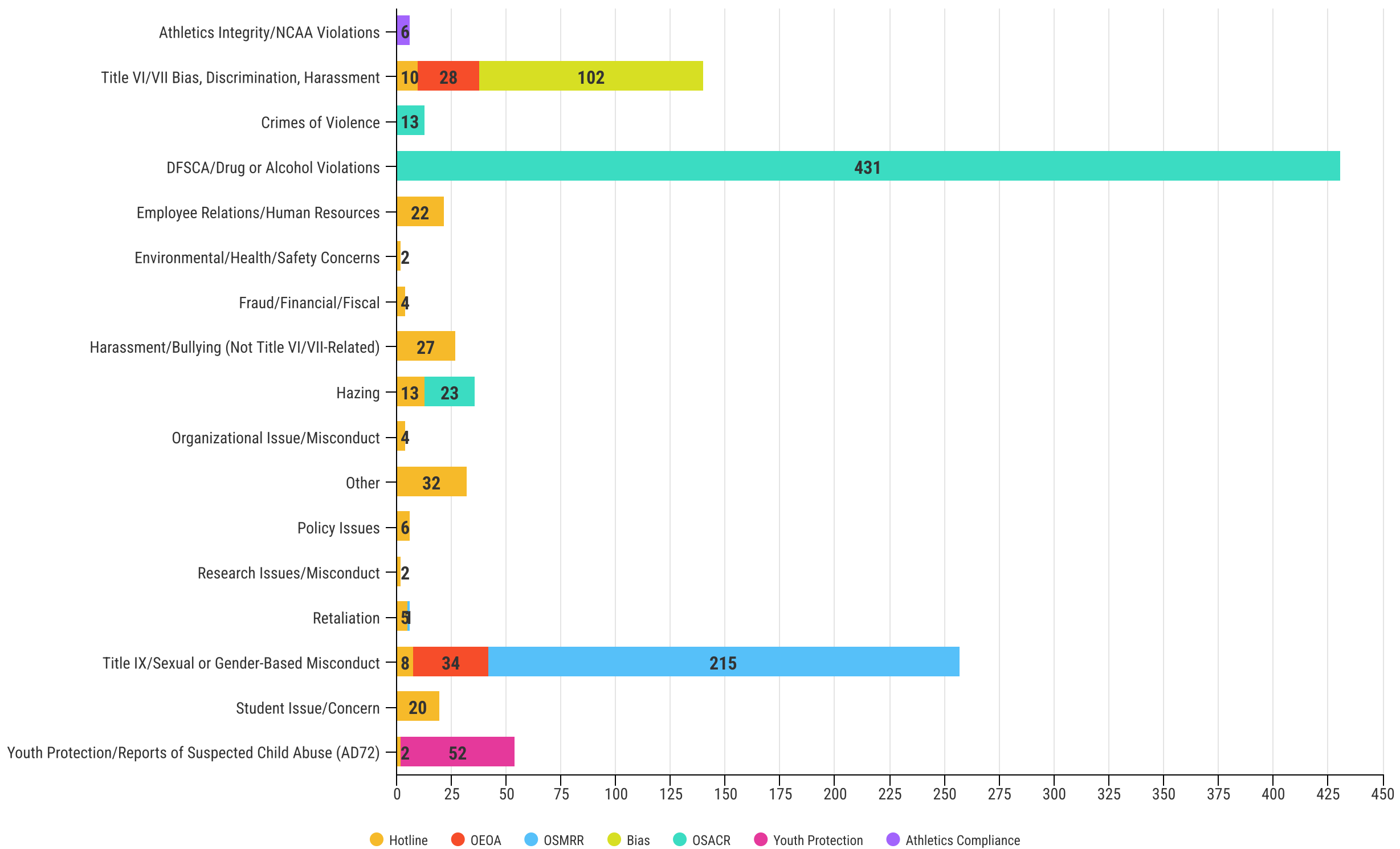





Compliance Reporting at Penn State January-March 2024 (Q1)

Reporting Data- Hotline & Institutional Compliance Areas



Total Hotline Reports Received in Q1

161



Total Hotline Reports Closed in Q1

111

Note: Some incidents are reported to multiple areas or departments within the University, including anonymously, which may result in duplication in the reporting data.



Compliance Reporting at Penn State
January-March 2024 (Q1)

Closed Reports (Hotline)

Outcomes/Findings (Hotline)	Substantiated	Unsubstantiated	Partially Substantiated	Non-investigative Issue	Insufficient Information Provided	Report Withdrawn	Resources Provided
Totals	9	39	22	17	12	8	4

Outcomes (Other Institutional Compliance Areas)

Other Institutional Compliance Areas include the Office of Equal Opportunity and Access, the Office of the Vice President for Educational Equity (Including Report Bias), the Office of Sexual Misconduct Reporting and Response, and the Office of Student Accountability and Conflict Resolution.

Outcomes/Findings	Formal Resolution	Informal Resolution	Administrative Directive	Dismissed/No Process	Inactive	Other	Referred to Proper Unit	Insufficient Information Provided	Referred to Proper Authorities	FYI/Document Only
Totals	273	183	13	98	65	46	88	5	53	15

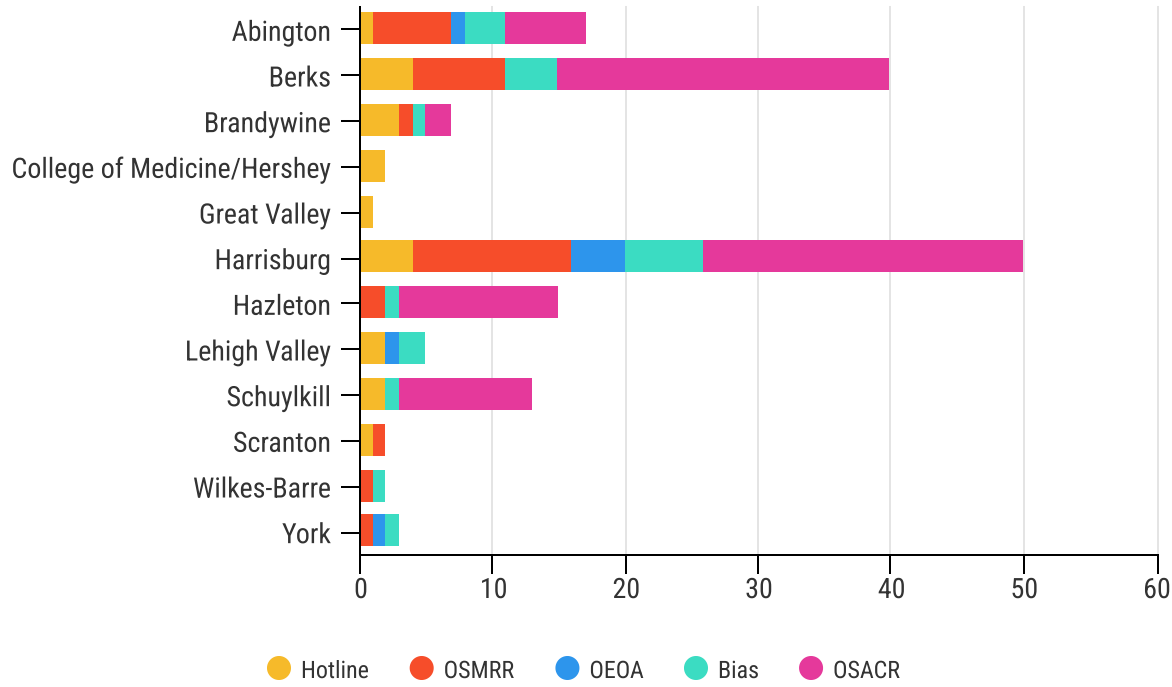
*Other: Cases with no resolution type, dismissed, advisory letters, report filed elsewhere

Appropriate resources are offered and provided to all complainants, respondents, and involved parties in reports made to the above mentioned institutional compliance areas.

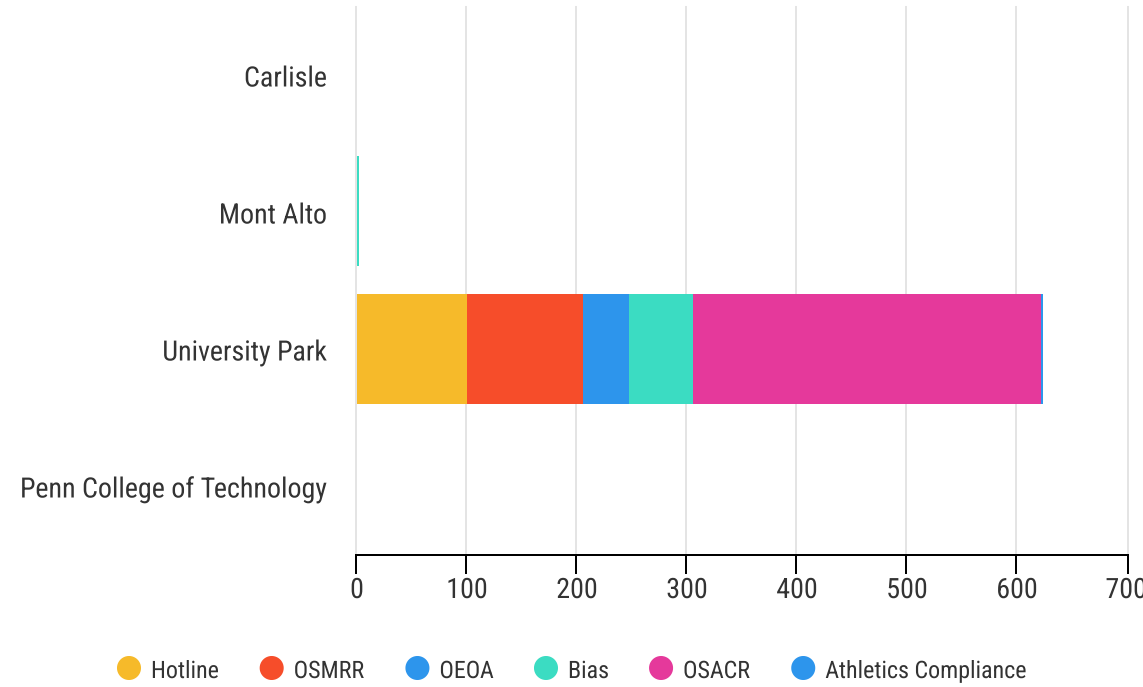


Compliance Reporting at Penn State
January-March 2024 (Q1)

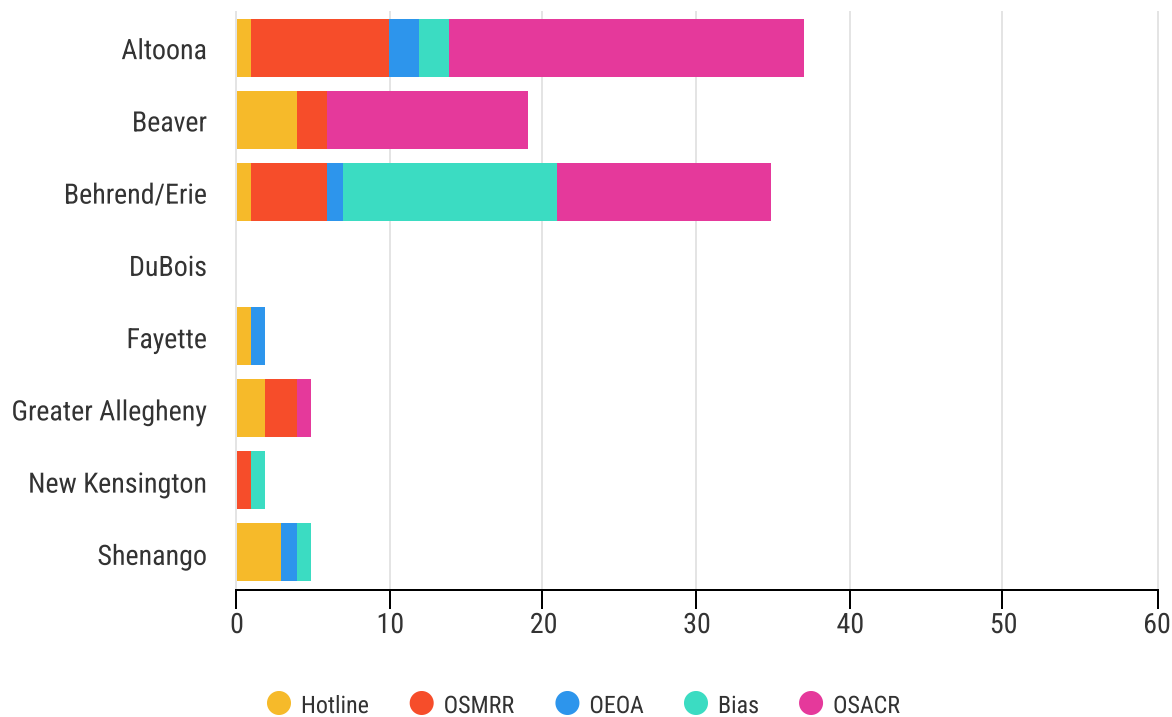
Reports by Region (East)- Q1



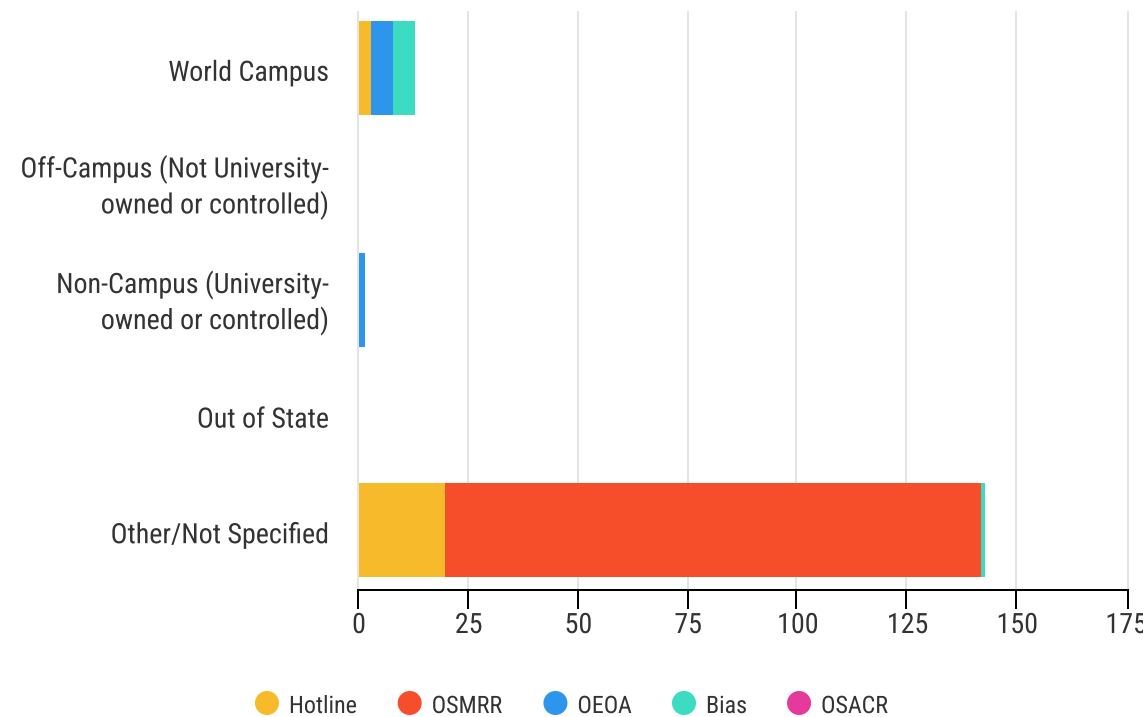
Reports by Region (Central)- Q1



Reports by Region (West)- Q1



Reports by Region (Other)- Q1



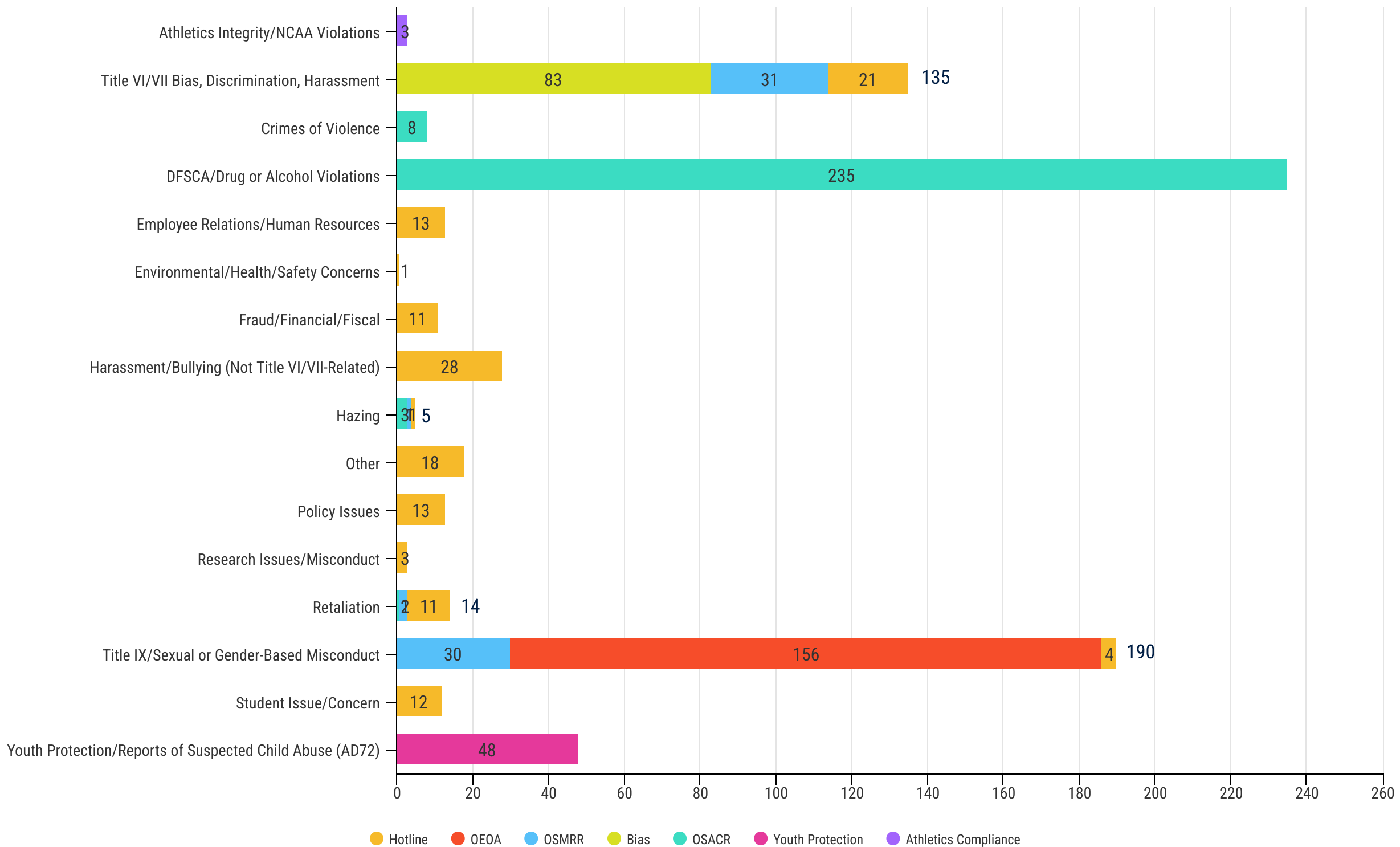
Campus/Location	Total Reports
Abington	17
Altoona	38
Beaver	19
Behrend/Erie	36
Berks	60
Brandywine	7
Carlisle	1
COM/Hershey	2
DuBois	0
Fayette	2
Great Valley	1
Greater Allegheny	5
Harrisburg	50
Hazleton	16
Lehigh Valley	5
Mont Alto	3
New Kensington	2
Schuykill	13
Scranton	2
Shenango	5
University Park	664
Wilkes-Barre	2
World Campus	13
York	3
Penn College of Technology	2
Off-Campus	1
Non-Campus (University-owned)	9
Out of State	3
Other/Unknown/Not Specified	81



Compliance Reporting at Penn State


April-June 2024 (Q2)

Reporting Data- Hotline & Institutional Compliance Areas



Total Hotline Reports Received in Q2

136



Total Hotline Reports Closed in Q2

145

Note: Some incidents are reported to multiple areas or departments within the University, including anonymously, which may result in duplication in the reporting data.



Compliance Reporting at Penn State

April-June 2024 (Q2)

Closed Reports (Hotline)

Outcomes/Findings (Hotline)	Substantiated	Unsubstantiated	Partially Substantiated	Non-investigative Issue	Insufficient Information Provided	Report Withdrawn	Resources Provided
Totals	11	60	19	20	14	11	10

Outcomes (Other Institutional Compliance Areas)

Other Institutional Compliance Areas include the Office of Equal Opportunity and Access, the Office of the Vice President for Educational Equity (Including Report Bias), the Office of Sexual Misconduct Reporting and Response, and the Office of Student Accountability and Conflict Resolution.

Outcomes/Findings	Formal Resolution	Informal Resolution	Administrative Directive	Dismissed/No Process	Inactive	Other	Referred to Proper Unit	Insufficient Information Provided	Referred to Proper Authorities	FYI/Document Only
Totals	137	102	7	112	61	52	78	2	48	12

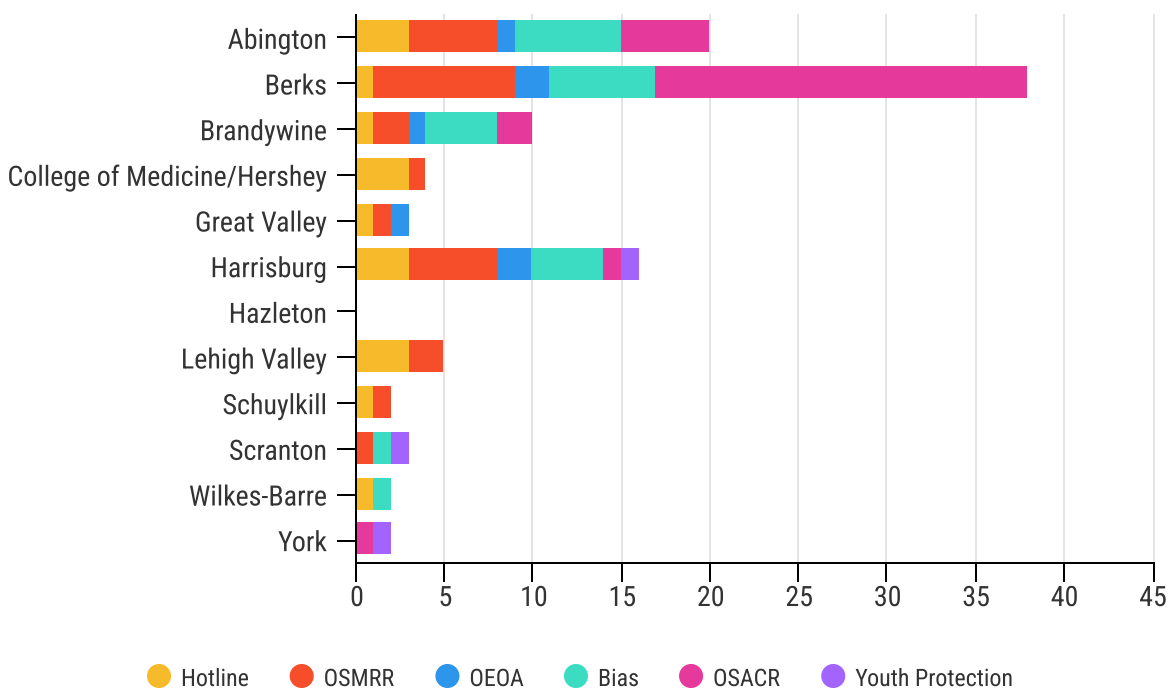
*Other: Cases with no resolution type, dismissed, advisory letters, report filed elsewhere

Appropriate resources are offered and provided to all complainants, respondents, and involved parties in reports made to the above mentioned institutional compliance areas.

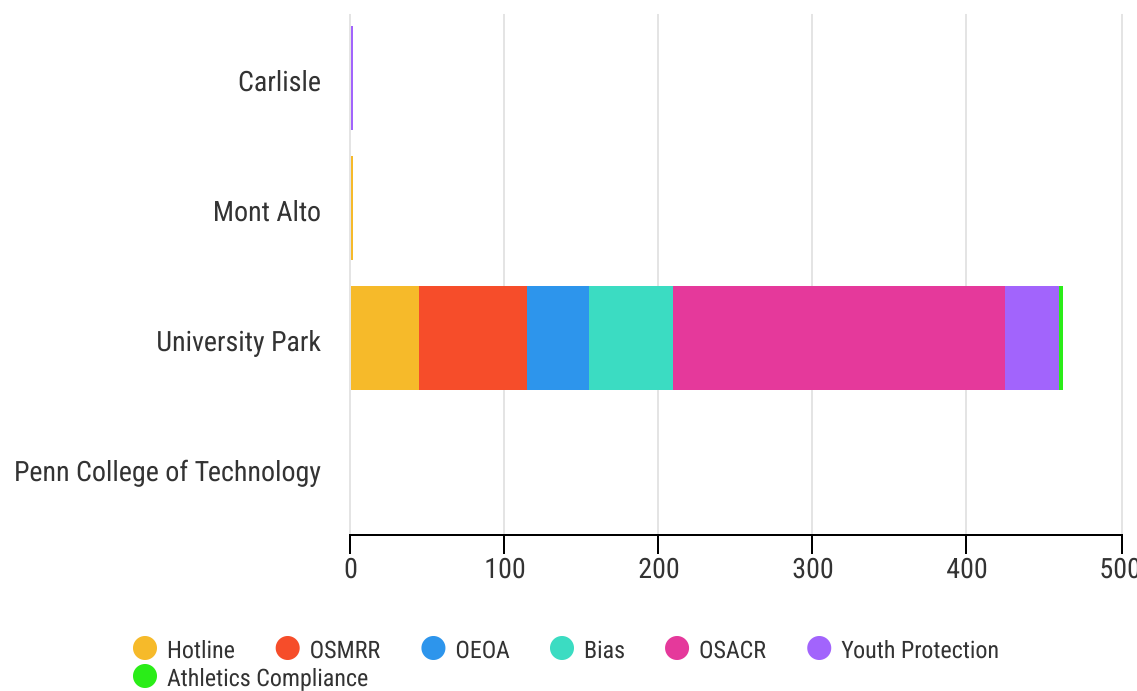


Compliance Reporting at Penn State April-June 2024 (Q2)

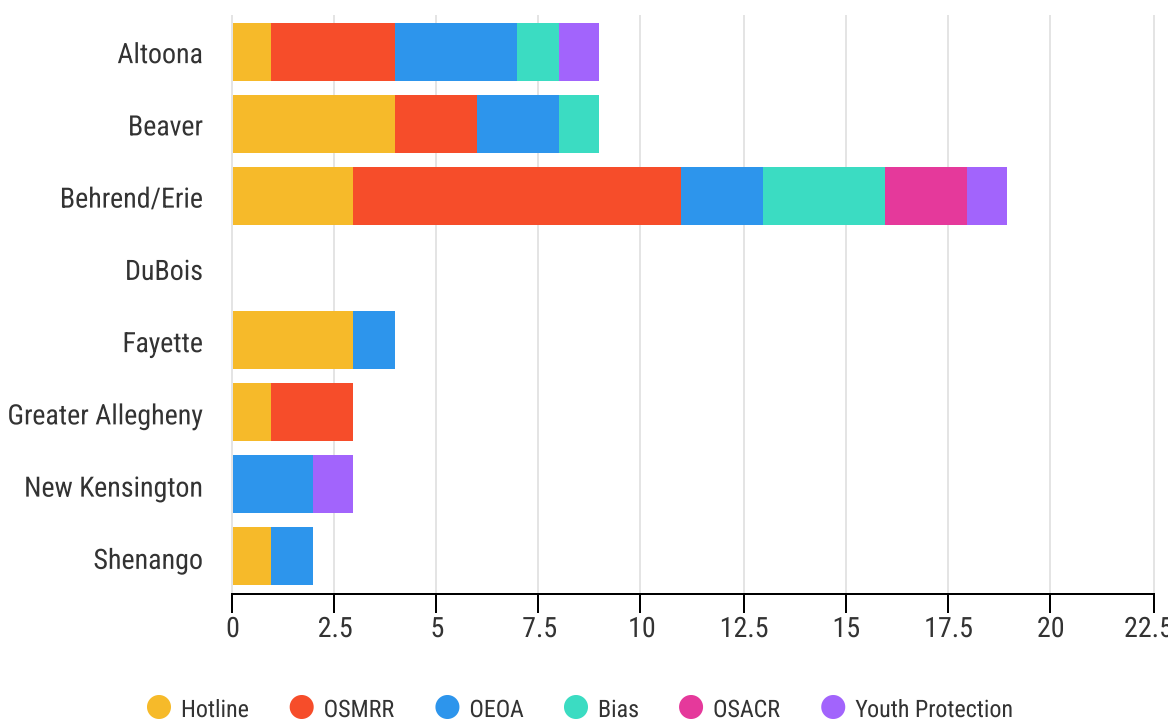
Reports by Region (East)- Q2



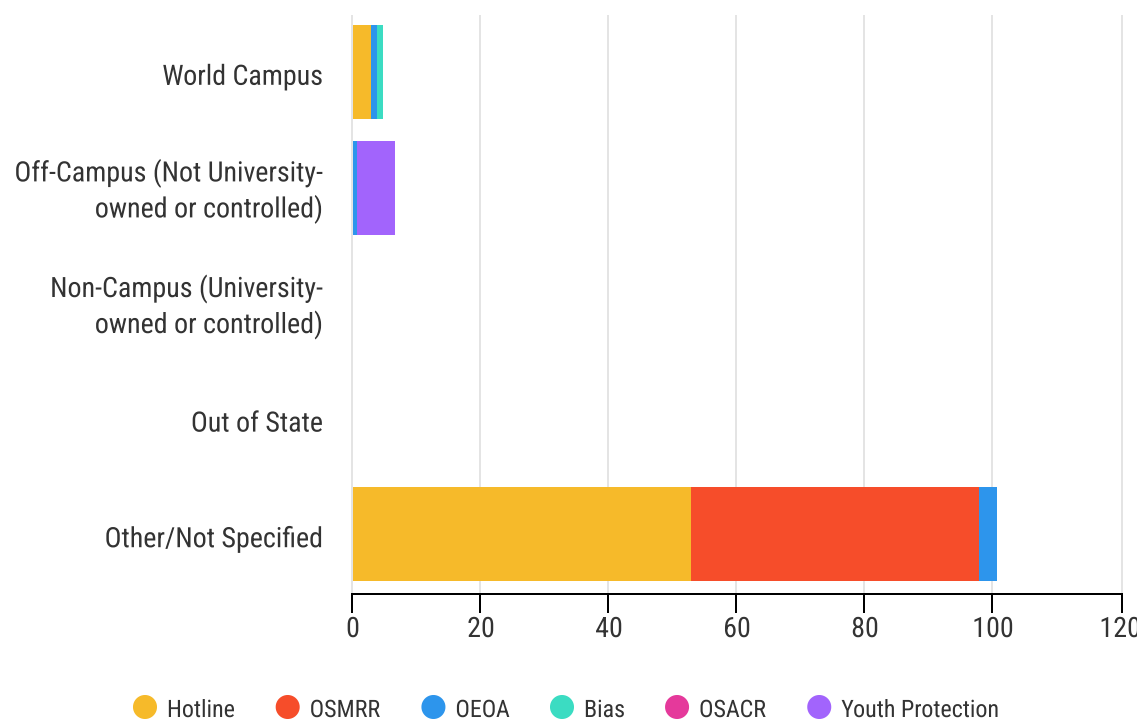
Reports by Region (Central)- Q2



Reports by Region (West)- Q2



Reports by Region (Other)- Q2



Campus/Location	Total Reports
Abington	20
Altoona	9
Beaver	9
Behrend/Erie	19
Berks	38
Brandywine	10
Carlisle	2
COM/Hershey	4
DuBois	0
Fayette	4
Great Valley	3
Greater Allegheny	3
Harrisburg	16
Hazleton	0
Lehigh Valley	5
Mont Alto	3
New Kensington	3
Schuykill	2
Scranton	3
Shenango	2
University Park	464
Wilkes-Barre	2
World Campus	5
York	2
Penn College of Technology	1
Off-Campus	7
Non-Campus (University-owned)	0
Out of State	0
Other/Unknown/Not Specified	101