




Compliance Reporting at Penn State

January 1 - March 31, 2024


This report provides a comprehensive summary of investigations and reports received by the Penn State Ethics Hotline. Additional information has been collected from various departments including Labor and Employment Relations, Office of Equal Opportunity and Access, Office of the Vice President for Educational Equity (including Report Bias), and the Office of Ethics and Compliance. It's important to note that this data does not encompass all units, particularly those within Student Affairs, and may not include every investigation or report due to the diverse range of issues addressed and ongoing enhancements to reporting systems.



Total Reports

479

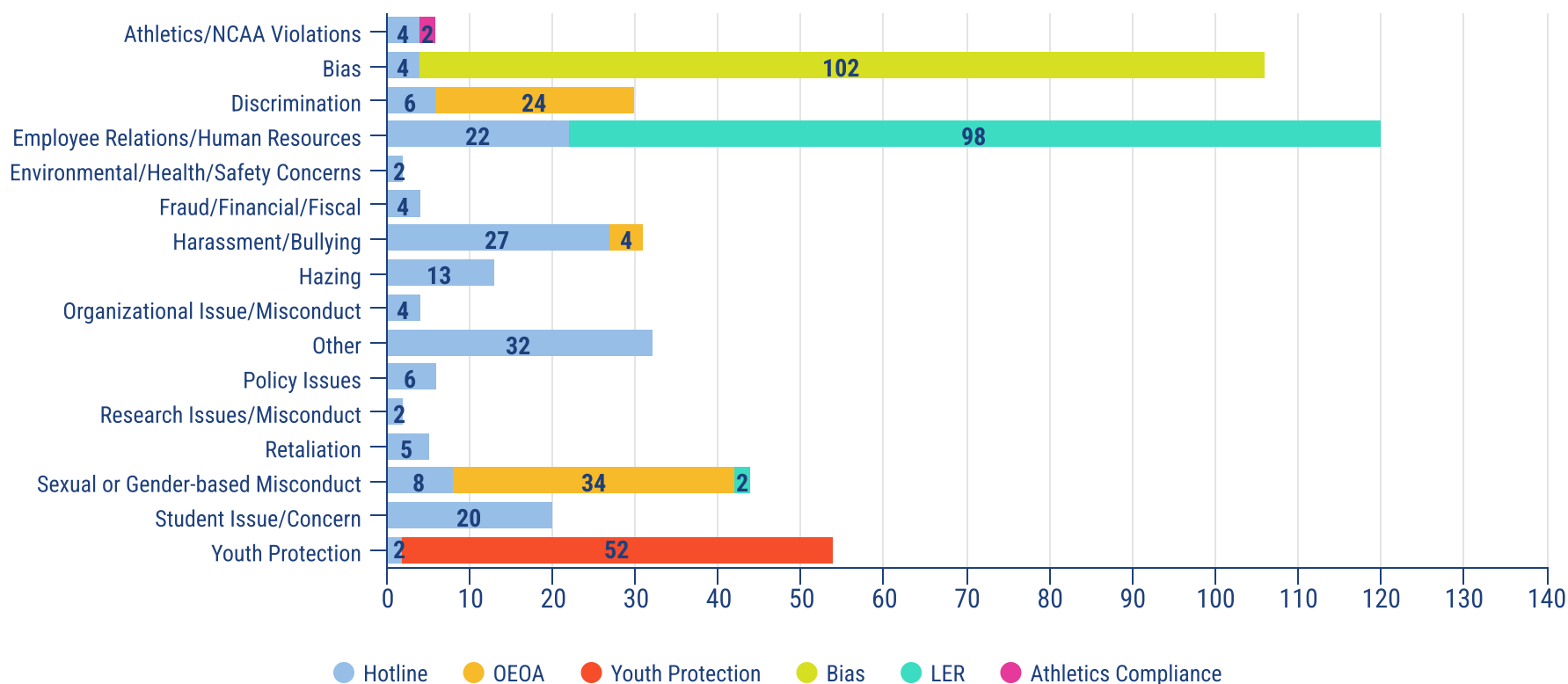
(161 received on Hotline)



Reports/Issues Resolved

376

Reports Received



*Other reports were filed without issue type information or do not fall into categories listed above.

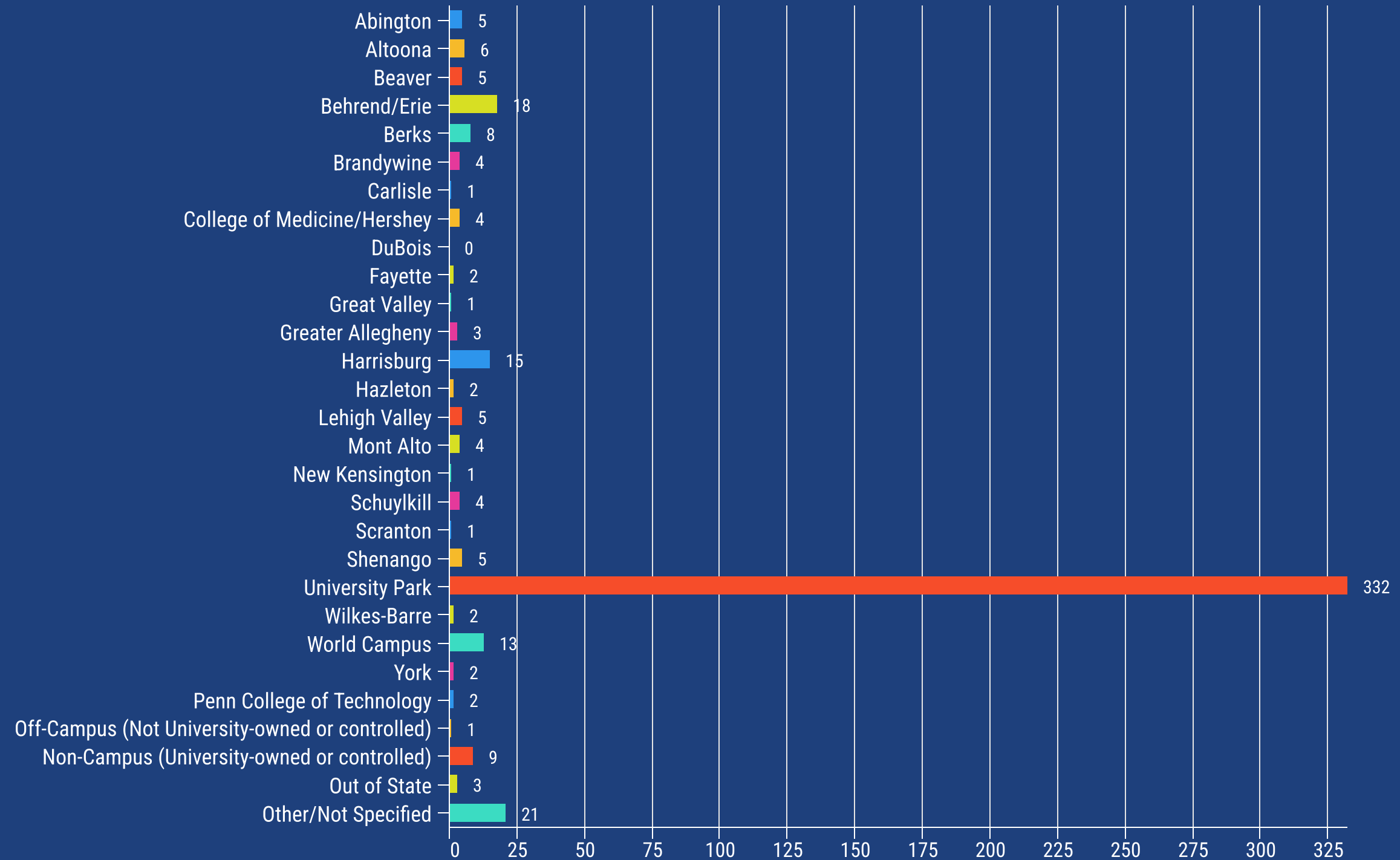
Outcomes/ Findings	Substantiated	Unsubstantiated	Partially Substantiated	Report Withdrawn	Insufficient Information Provided by Reporter	Non- Investigative Issue	Referred to Another Unit or HR	Referred to Proper Authorities	Resources Provided
Totals	99	44	23	8	18	34	88	53	9



Compliance Reporting at Penn State

January 1 - March 31, 2024

Issues Reported by Campus/Location





Compliance Reporting Data

January 1-March 31, 2024

Penn State’s Office of Ethics and Compliance has compiled the data below by collaborating with compliance units across the University. It is the goal of the Office of Ethics and Compliance to continue to work in partnership with other University compliance units to provide accurate and comprehensive data that encompasses all avenues for reporting at Penn State.

This report provides a comprehensive summary of investigations and reports received by the Penn State Ethics Hotline. Additional information has been collected from various departments including Labor and Employment Relations, Office of Equal Opportunity and Access, Office of the Vice President for Educational Equity (including Report Bias), and the Office of Ethics and Compliance. It's important to note that this data does not encompass all units, particularly those within Student Affairs, and may not include every investigation or report due to the diverse range of issues addressed and ongoing enhancements to reporting systems.

Issue Types	Totals
Athletics/NCAA Violations	6
Bias	106
Discrimination	30
Employee Relations/Human Resources	120
Environmental/Health/Safety Concerns	2
Fraud/Financial/Fiscal	4
Harassment/Bullying	31
Hazing	13
Organizational Issue/Misconduct	4
Other*	32
Policy Issues	6
Research Issues/Misconduct	2
Retaliation	5
Sexual or Gender-based Misconduct	44
Student Issue/Concern	20
Youth Protection	54
Grand Total	479

*Other reports were filed without issue type information

Reports by Campus January 1-March 31, 2024

Campus/Location	Totals
Abington	5
Altoona	6
Beaver	5
Behrend/Erie	18
Berks	8
Brandywine	4
Carlisle	1
College of Medicine/Hershey	4
DuBois	0
Fayette	2
Great Valley	1
Greater Allegheny	3
Harrisburg	15
Hazleton	2
Lehigh Valley	5
Mont Alto	4
New Kensington	1
Schuylkill	4
Scranton	1
Shenango	5
University Park	332
Wilkes-Barre	2
World Campus	13
York	2
Penn College of Technology	2
Off-Campus (Not University-owned or controlled)	1
Non-Campus (University-owned or controlled)	9
Out of State	3
Other/Not Specified	21

Outcomes/Findings Reported January 1-March 31, 2024

Outcomes/Findings	Totals
Substantiated	99
Unsubstantiated	44
Partially Substantiated	23
Report Withdrawn	8
Insufficient Information Provided	18
Non-Investigative Issue	34
Referred to Another Unit/HR	88
Referred to Proper Authorities	53
Resources Provided	9
Total	376